

Gabi Jimenez

**A Traveller, a painter,
a sculptor, an artist.**





Learning objectives

- To develop experience in a range of drawing media – use of oil pastels.
- To be confident in working from observation and imagination.
- To work in the style of the artist Gabi Jimenez and to understand what inspires him.

Who is he?

- A French artist and traveller
- Lives near Paris, France
- Venice exhibition in 2007
- Exhibited his paintings throughout France and Europe
- Works to help people understand racism suffered by travellers in France.



He says: *"It is a dark time for us, it is cloudy. In France, such discrimination has not passed since 1946".*

- Evictions in France - forced to move
- People hurt or injured, separated from their families
- Belongings and trailers damaged.



"You who see campers, trash, offenders, nomads, destitute, problems...I see my life, family, happiness, joy of life" So in his work, Gabi Jimenez tries to tell this story.

The subject of his art



The subject of his art is his people. He wrote to you, to tell you about this: **“Hello children of Brighton and Hove! I'm Gabi Jiménez, painter from France. I belong to the community ‘Gitana’ – we are Spanish Travellers. It is this community that gave us popular images that people think of when they think of Travellers: long dresses, head scarves, earrings, guitars and flamenco dancing. Here are some pictures that illustrate these representations.”**




Who inspires him?



Guernica

This is a very famous piece by Picasso called 'Guernica'. What words could you use to describe the piece, or what words does it make you think of?

I want you to think about this piece when I show you Gabi Jimenez's next piece.



**Pablo
Picasso**

What words does this piece make you think of? Talk time



The words I thought of included:

What can you see in this piece?

Let's consider some of his work




What words spring to mind ? What do you think he is try to say with this piece?
Talk to each other.....find synonyms

Tell me about this...there are no wrong answers. What might it mean or symbolise?



What are the constants in his pieces? What is similar each time?


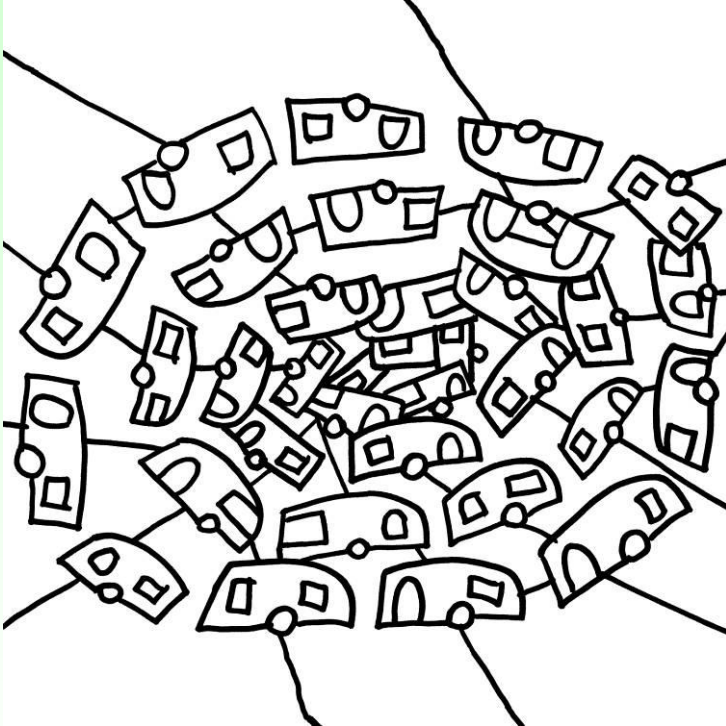




How might you go about making a piece like this? How might you start?
What might you do?



This is how Gabi begins





Your task



Is to: design and make a piece based on the work of the artist Gabi Jimenez.

Steps to success:

1. Decide on your trailer shape
2. Draw the outline of the trailer in pencil first
3. Now draw angled lines leading from the trailer to the edge of the page.
4. Decide upon your bold colours to fill the outside
5. Decide upon your wheel colour and a different colour for the door and window.
6. Make sure that you see no white – apart from the body of the trailer. Keep going over your oil pastel block coloured sections until they are really bold and stand out. This takes time!
7. Now finally go over the pencil lines (trailer outline) in black



Here's some we made earlier!



On Display at Moulsecoomb Primary



Plenary: Mathematical challenge!



Can you spot an irregular pentagon?

Can you spot an arch?

Is it easy to spot a right angle? Why not?

Mathematical challenge!



Can you spot an irregular pentagon?

Can you spot an arch?

Is it easy to spot a right angle? Why not?

Gabi says: “I hope you all will help to make our society better and that we, human beings can live together in peace and harmony. Work well in school kids! The future of the planet depends on it! See you soon!” Gabi Jiménez

