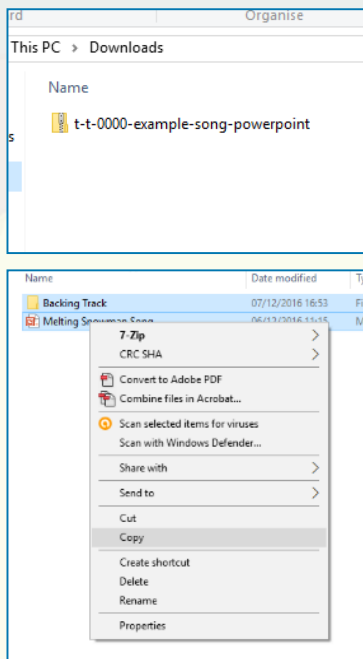
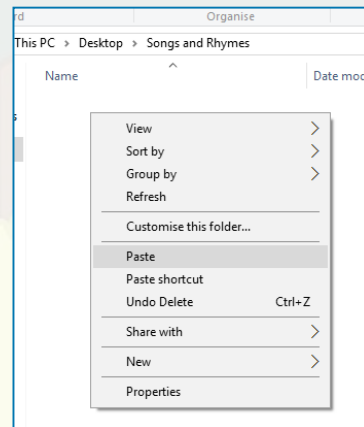


Guidance for Video/Audio in PowerPoints

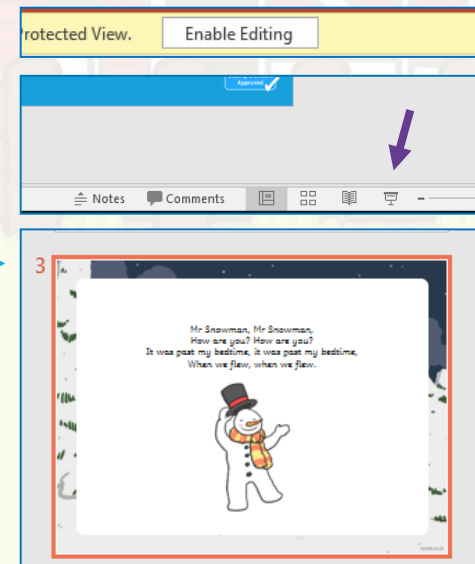
1. Open the folder and copy all the files.



2. Paste the copied files into a new folder.



3. Open the PowerPoint file, enable editing and enter presentation mode (start the slide show).



Please note the embedded audio may not be compatible with early versions of PowerPoint.

You may wish to delete this slide before beginning the presentation.


Shared Reading

Farmyard Fun



twinkl

Let's practise Sam's Sounds and Tricky Words!






always





Letter Sheep


Farmer Gail writes letters on her animals in case they get lost.
Can you find the animals she is looking for?
Listen to the letter she says and find the right sheep!













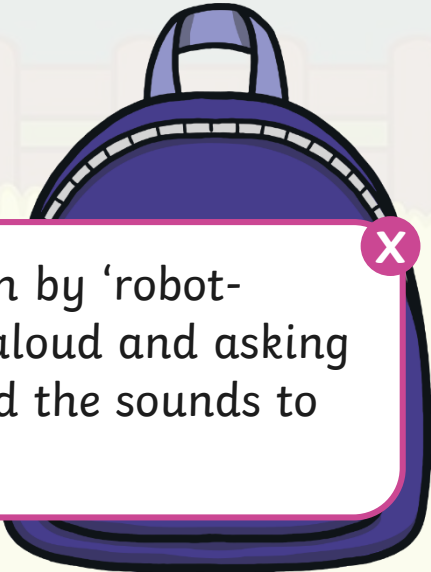




It was the school holidays and Kit and Sam were off to the farmyard to help out. "I can't wait to see what Farmer Gail has got planned for us!" said Kit as he began to pack his rucksack.

Pack My Rucksack

Kit and Sam are thinking of all the things they might need to take with them for the day. Can you help to read what is in their rucksacks?



Support the children by 'robot-talking' the words aloud and asking them to orally blend the sounds to tell you the word.



Click me for Kit's teaching tips!

thin
socks

cash

hat

boots

tool





“I’m glad we wrote notes last time we went,” said Kit.
“Me too,” said Sam. “Can you remember what Farmer Gail taught us?”
“Let’s check,” said Kit.

Farm School

Can you help Kit and Sam read the notes they made last time they visited Farmer Gail?






wool

Check






hoof


Check





cart


Check

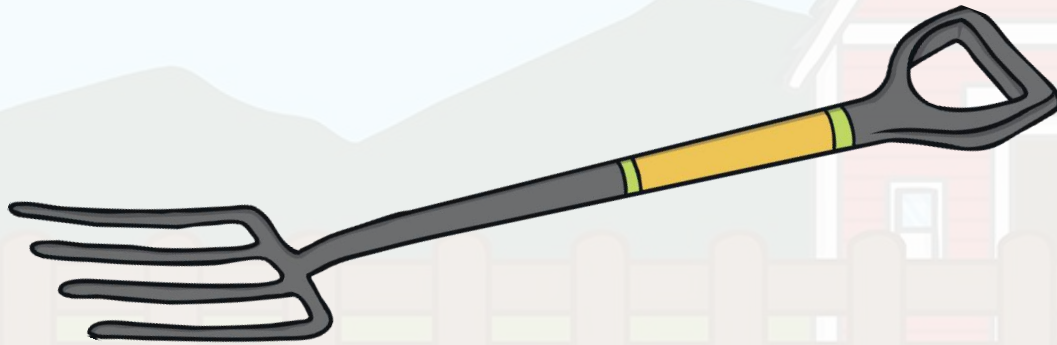




market


Check






fork


Check





corn

Check





Farmer Gail was waiting for Kit and Sam when they arrived at the farmyard.

“Welcome back, my young farmers in training!” she said. “I have lots for you to help with today.”

Farmyard Fun


Kit and Sam are learning how to help on the farm.
Find out what they get up to by reading the sentences!



Farmyard Fun



A 'Let's Read Together!' Book



Sound
Buttons
On/Off

We need to feed the chicken with corn.

An illustration of a farm scene. In the foreground, a boy in a red jacket and blue pants, a girl in a purple jacket and pink skirt, and a farmer in blue overalls and a straw hat stand on a grassy field. A brown goat is on the left. In the background, there is a red barn and green hills. A speech bubble from the boy says "Good goat!".

Good goat!

Sound
Buttons
On/Off

Check the hoof of the goat.



Sound
Buttons
On/Off

Get the wool off the sheep.



Sound
Buttons
On/Off

Chop up the wood.




Sound
Buttons
On/Off

Get **my** cart.
● ● ● ● — ● ●



Sound
Buttons
On/Off

Sell the pig at the market.



“Thank you for all your help today,” said Farmer Gail..
“Please may we come back again soon?” said Kit and Sam.
“Anytime you like!” said Farmer Gail. Kit and Sam cheered!

Today, we have blended sounds
in words to read a book together.



