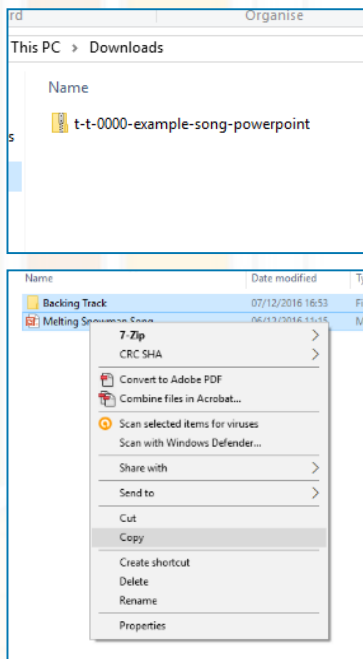
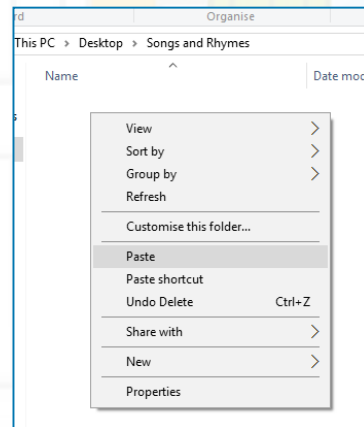


Guidance for Video/Audio in PowerPoints

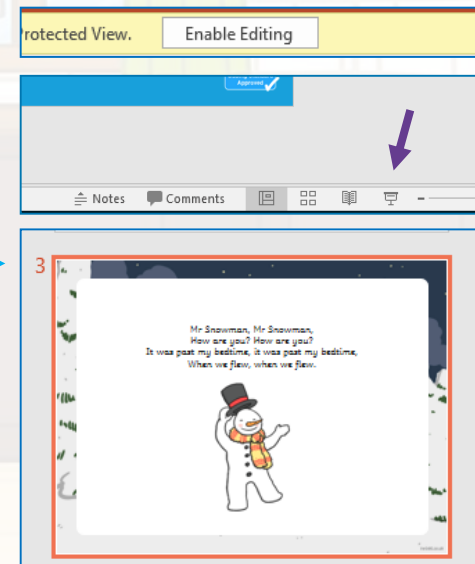
1. Open the folder and copy all the files.



2. Paste the copied files into a new folder.



3. Open the PowerPoint file, enable editing and enter presentation mode (start the slide show).



Please note the embedded audio may not be compatible with early versions of PowerPoint.

You may wish to delete this slide before beginning the presentation.



Shared Writing

Let's Cook!



twinkl


Let's practise Sam's Sounds and Tricky Words!



vanilla



Letter Name Time Challenge



Z

Start

00:00

Stop



Kit and Sam were staying at Grandpa Dada and Grandma Dadi's house. "Let's cook!" said Grandma Dadi.

"Hooray! We love to cook!" said Kit and Sam.

Getting Ready

Grandma Dadi asked Kit and Sam to get some things ready.
Can you fill in the missing letters to work out what they need?



This segmenting activity will prepare
the children for shared writing. This
is a great whiteboard activity!



Click me for Kit's teaching tips!

ur

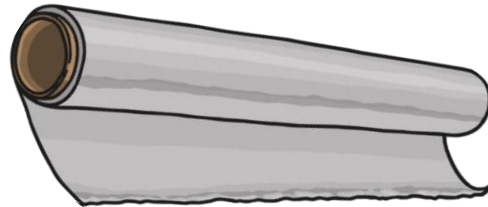
ow

oi

ear



tin f l



ur

ow

oi

ear



ur

ow

oi

ear



c

d



ur

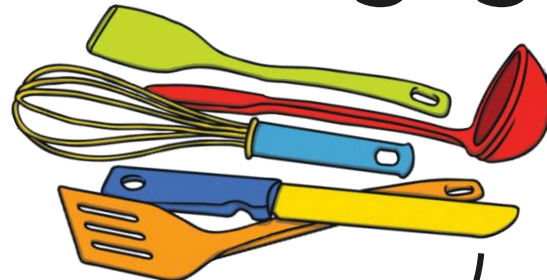
ow

oi

ear



cooking g





“What will we need to do?” asked Kit.

“Let’s look in the cookbook,” said Grandma Dadi.

“Great idea!” said Sam.

Cookbook

Listen to Grandma Dadi reading out some of the instructions. Can you write the word?



This segmenting activity will prepare the children for shared writing. This is a great whiteboard activity!




Click me for Kit's teaching tips!




boil



Play



Check



down



Play



Check




hear



Play



Check



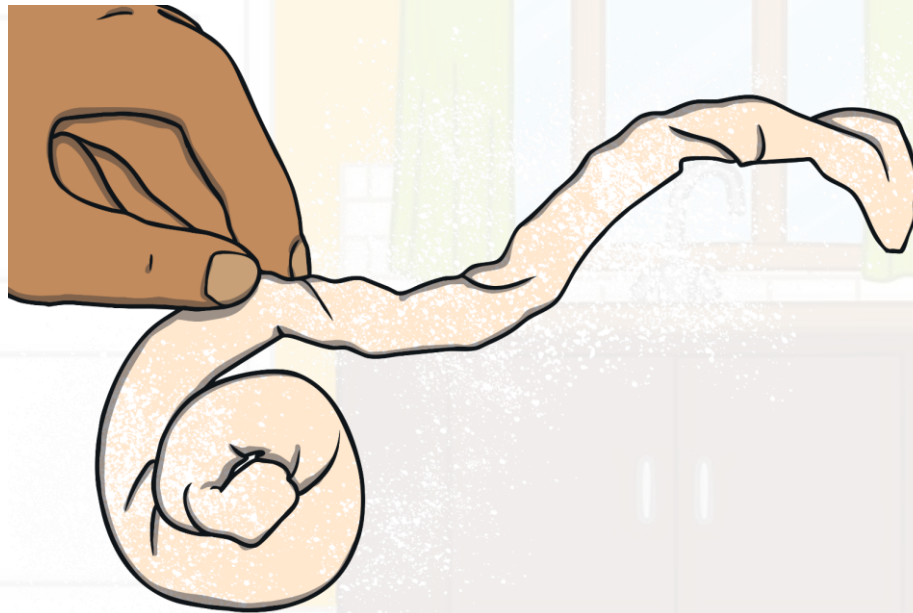
turn



Play



Check



coil



Play



Check



“Everything is ready!” said Grandma Dadi. “Let’s all wash our hands, then we can get started.”

Let's Cook!

Kit and Sam are helping Grandma Dadi to cook.
Write some captions or sentences about what they are doing.



Click 'Sound Buttons On/Off' to select whether you want to show sound buttons under the suggested sentences.



Click me for Kit's teaching tips!

Let's Cook!




A 'Let's Write Together!' Book



Show



Can **you** cut up the turnip?




Will **you** put the oil in that pan?



Can **you** hear the fizz?

Show





It is hot! I will not let it burn or hurt **you**.



Show



This is how to put in the curd.



Show




Then **we** need to put on this tinfoil.



Dad came to pick up Kit and Sam. “Wow! What a feast!” he said, when he saw the food that Kit, Sam and Grandma Dadi had made. “I’m glad I arrived just in time for lunch!”

Today, we have segmented words to write a book together.





twinkl