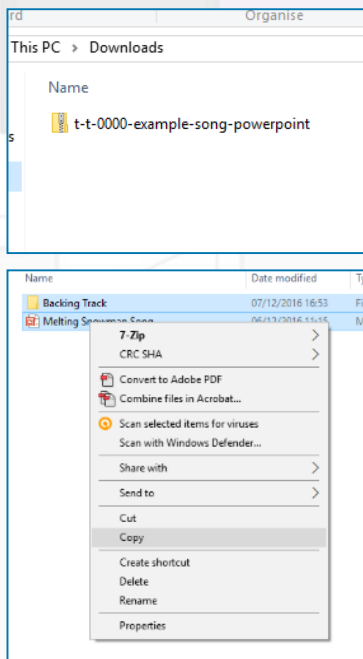
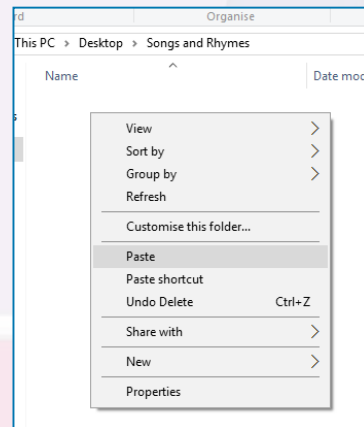


Guidance for Video/Audio in PowerPoints

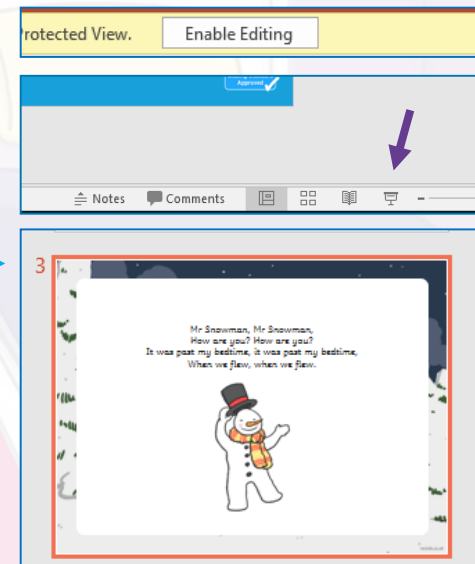
1. Open the folder and copy all the files.



2. Paste the copied files into a new folder.



3. Open the PowerPoint file, enable editing and enter presentation mode (start the slide show).



Please note the embedded audio may not be compatible with early versions of PowerPoint.

You may wish to delete this slide before beginning the presentation.



Introducing OO (long)

Moonlight Wish




Let's practise Sam's Sounds and Tricky Words!



voices




A cartoon illustration of a young girl with long brown hair, wearing a yellow tank top, a pink skirt, and blue leggings. She is standing in a bedroom with a bed, a lamp, and a window in the background. She has her hands near her face, looking surprised or excited.

This week, we meet our next tricky word – **my**.


Tricky words are words that can't be sounded out. We just have to learn them off by heart!

Tricky Stars

Shout out the tricky words on the stars. Watch out for tricky word **my**!








“It’s time for bed,” said Mum and Dad, so Kit and Sam went upstairs and got on their pyjamas as quickly as they could.



Sam was ready first so she went to peep out of the window before she closed the curtains. "Look at the moon tonight!" she called.



Kit looked out and to his surprise there was a big, bright and beautiful full moon. "Ooh!" he said.



Encourage children to make the long /oo/ sound here. You could ask them to try continuing the sound for a couple of seconds, to help them differentiate from the short /oo/ sound coming later.




er o partner up.



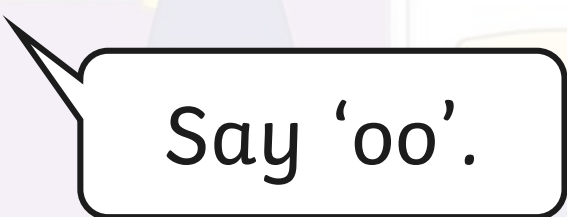
Click me for Kit's teaching tips!

oo

Action




Point at the moon.



Say 'oo'.

Write the Letters

Around the orange and around the orange.



Play



Let's Sing!

(To the tune of 'I See the Moon')

I see the moon,
The bright moon sees me,
oo - in the dark night,
It shines down on me.



Play Song



Shooting Stars

Kit and Sam also see some shooting stars. Each star leaves a word behind it. Can you help to read the words?





boot

Check





Check





Check





Check





Check



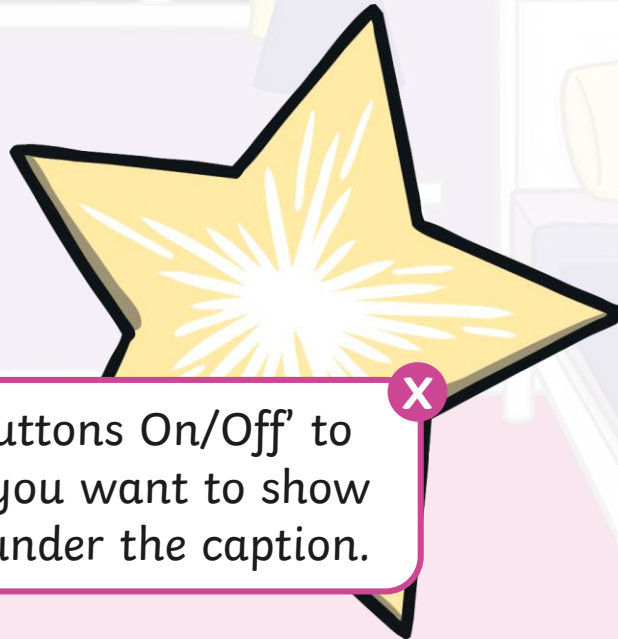


“Look at the stars as they shoot too. Let’s make a wish!” said Kit.

“Cool idea!” said Sam. They both closed their eyes and wished as hard as they could.

Sentence Time

What did Kit and Sam wish for? Read the sentence to find out.



Click 'Sound Buttons On/Off' to select whether you want to show sound buttons under the caption.




Click me for Kit's teaching tips!



We wish we had a pool.
... ..

Sound Buttons On/Off

Check





The next day was a lovely, sunny day. Mum came home from the shop at noon with a surprise. It was a paddling pool for Kit and Sam!



"Our wish came true!" said Kit.
"I think Ben wished for a pool too!" laughed Sam.

Today, we have learnt...

oo

(long)



