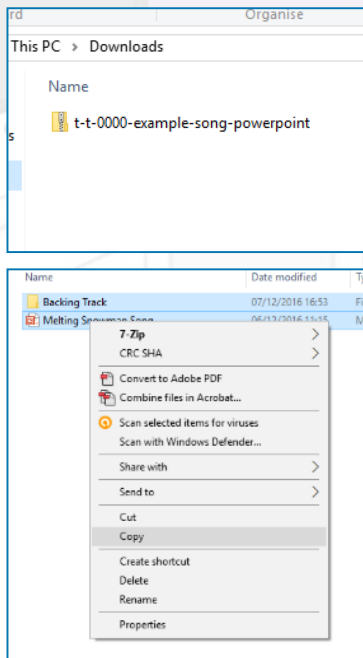
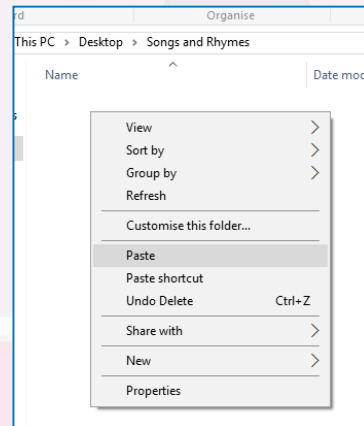


Guidance for Video/Audio in PowerPoints

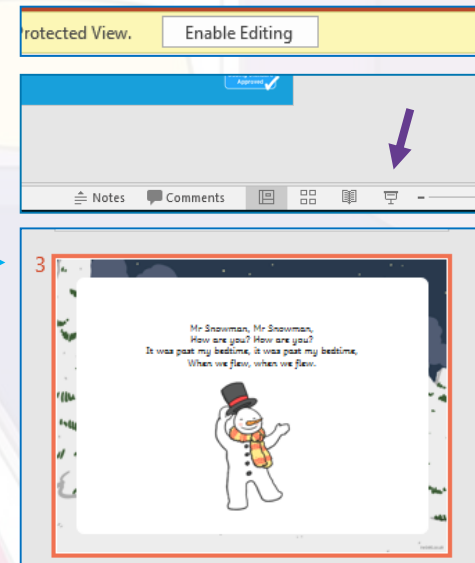
1. Open the folder and copy all the files.



2. Paste the copied files into a new folder.



3. Open the PowerPoint file, enable editing and enter presentation mode (start the slide show).



Please note the embedded audio may not be compatible with early versions of PowerPoint.

You may wish to delete this slide before beginning the presentation.



Introducing ur Sam's Purse




twinkl

Let's practise Sam's Sounds and Tricky Words!



valence






This week, we meet our next tricky word – **you**.

Tricky words are words that can't be sounded out. We just have to learn them off by heart!

Tricky Cars

Shout out the tricky words on the cars –
watch out for tricky word **you**!








Saturday was treat day at Kit and Sam's house. If they did their reading and helped out at home, Mum and Dad gave them both pocket money to spend however they liked.



“Here you go,” said Dad, as he handed Kit and Sam their cash.

“Well done,” said Mum. “You have worked hard to earn it. Spend it wisely!”

“I will,” replied Sam. “I’m saving up for a new cricket ball.”



Sam carefully put all of her pocket money in a purse in her room. She liked to open it regularly to check how much money she had saved.

“That’s it! I’ve saved enough for the ball!” she exclaimed, as she burst into Kit’s room.



u and **r** are partners. They say **ur**.

A stylized illustration of a bedroom. On the left, a white desk holds a computer monitor. A yellow curtain hangs in the background. To the right, a bed with a light blue blanket is visible. The room has purple walls and a pink floor. In the center, a large white card with a black border and a pink drop shadow displays the letters 'ur' in a bold, black, cursive font.

ur

Action


Pretend to open a purse.

Say 'ur, ur, ur'.



Write the Letters

Down one umbrella handle, up and down the other.
Down the robot's body, up and over its arm.



Play



Let's Sing

(To the tune of 'Merrily We Roll Along')

We are saving up for things,
ur - ur - ur
ur - ur - ur

We are saving up for things,
Money in our purse.




Play Song




Spending Time

Sam is at the shop, ready to buy her new cricket ball but has seen some other things she might spend her money on.
Can you read the labels in the shop?





Show





Show







Show






Show





Show

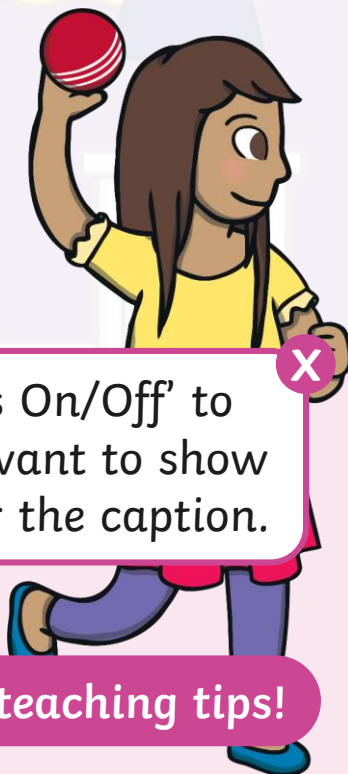




Kit and Sam were ready to play cricket in the garden with Sam's brand new ball. "Go on, Sam, hurl it!" shouted Kit. Sam threw the ball as hard as she could.

Sentence Time

What happened when Sam threw her new ball?
Read the sentence then click 'Show' to reveal the answer!



Click 'Sound Buttons On/Off' to select whether you want to show sound buttons under the caption.



Click me for Kit's teaching tips!




Kit got hurt on the foot.

Sound Buttons On/Off

Show





"I'm so sorry!" said Sam, as she ran over to help.

"It's okay," said Kit. "I just need to rest it for a minute."

"You can have the next turn when your foot feels better," said Sam kindly. "I'll try not to throw it as hard next time!"

Today, we have learnt...



ur



