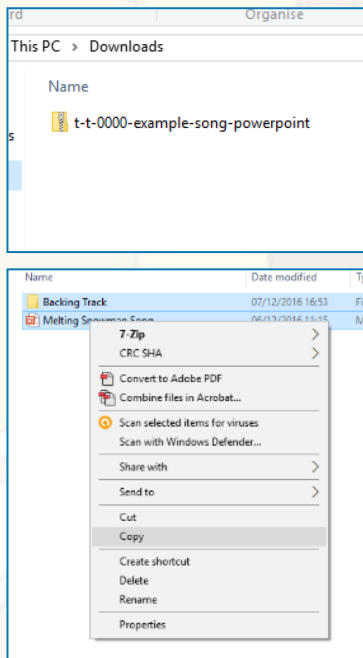
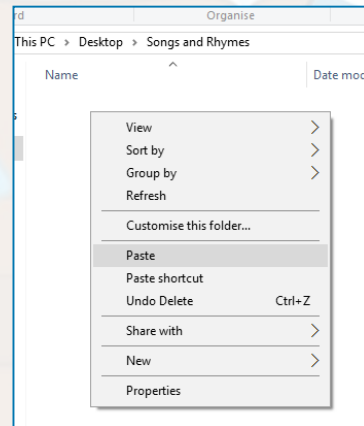


# Guidance for Video/Audio in PowerPoints

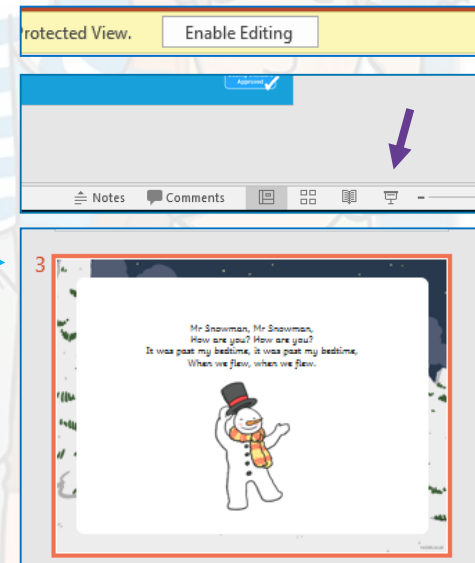
1. Open the folder and copy all the files.



2. Paste the copied files into a new folder.



3. Open the PowerPoint file, enable editing and enter presentation mode (start the slide show).



Please note the embedded audio may not be compatible with early versions of PowerPoint.

You may wish to delete this slide before beginning the presentation.



# Introducing ear A Sore Ear



twinkl

Let's practise Sam's Sounds and Tricky Words!



clown



# Letter Name Time Challenge



Z

Start


00:00

Stop



One day, Kit woke up with a sore ear.  
“Ouch!” said Kit. “My ear hurts!”  
“You need to see the doctor,” said Dad.  
Dad rang for an appointment straight away.





The doctor looked into Kit's ears with a special tool. "Hmmm," said Doctor Benjamin. "You certainly have a poorly ear." The doctor gave Kit some medicine. "Make sure you take it three times a day," he said.




Kit told Sam all about the doctor and his medicine when he got home. The medicine tasted of bananas, which Kit really liked, and his sore ear was better very soon!



# ear

**e**, **a** and **r** are a team. They say **ear**.



A cartoon illustration of a young boy with brown hair, wearing a green tank top and light green pants. He is holding his right ear with his hand, and his facial expression shows discomfort or pain. Wavy lines around his ear suggest a ringing or buzzing sound. The background is a simple room with a yellow wall, a doorway, and a couch.

ear

# Action

Cup your hand around your ear.



Say 'ear, ear, ear'.



# Write the Letters

Around the egg and under the cup.  
Around the apple, up the stalk and down the leaf.  
Down the robot's body, up and over its arm.



Play



# Let's Sing!

(To the tune of 'Three Blind Mice')

ear - ear - ear

My sore ear,  
It really hurts.  
It really hurts.

I went to see Doctor Benjamin,  
Who gave me a bottle of medicine,  
And soon I will feel my old self again!

ear - ear - ear




Play Song



# Doctor's Notes

Doctor Benjamin has written his notes on Kit's symptoms. Can you help him to write a word to match each picture?



This is a great  
whiteboard activity!

X



Click me for Kit's teaching tips!





hear


Check







ear


Check






tear

Check







beard

Check





fear

Check







Sam was really glad that Kit was feeling better. They decided to play doctors together. Sam checked Kit over. Then, she decided to test Kit's hearing by moving further and further away from him.

# Caption Time

What did Sam say to test Kit's ears?  
Look at the picture and write a caption or sentence to match.





Can **you** hear **me** near this soil?

Show





“You passed the test! You don’t need any more medicine, my dear,” said Doctor Sam.

“I’m glad I’m better now,” said Kit, “but I’m sad that all the medicine has gone - I love bananas!”

Today, we have learnt...





